

TYLÓHELO



SAUNA, STEAM &
INFRARED ROOMS

THE UNITED NATIONS OF SAUNA

After being separate brands for a very long time, Tylö and Helo now form TylöHelo. Both brands are proud entities, each with an individual style and approach to creating better lives for our customers. Innovative ideas, determination and visions continue to sit at the core of our business and drive our success. We now compile all of our individual strengths to form a new and even stronger force in the wellness industry. TylöHelo.

Contents

About TylöHelo Sauna	6
Sauna rooms	10
Modular sauna rooms	12
Ready-made sauna rooms	19
Custom sauna rooms	20
Create your own sauna	22
Panellings	22
Furnishings	24
Doors and glass	26
Heater and control panel	28
Accessories	29
Interview: Custom sauna solutions	30
Steam rooms	32
Steam room models	34
Steam columns	37
Interview: Custom steam solutions	40
Steam room options	42
Infrared rooms	44
Infrared models	46
Infrared panels	48
Accessories for sauna & steam	50



THE ESSENCE OF TYLÖHELO SAUNA ROOMS

The name TylöHelo is the result of merging two venerable and reputable brands in the sauna, steam and wellness sector. Both brands are known to bring top notch products, each in their own way. Tylö through innovation, technology and utmost attention to detail. Helo by their century old traditions in state of the art craftsmanship and beautiful traditional sauna designs. Together, we have been in the business of making you feel better for over 150 years.

Sauna rooms from TylöHelo are all a product of long-term development, sauna traditions, history and a fastidious quest to constantly evolve improve and implement new technology. No changes are made for the sake of change itself. Rather, we make carefully considered iterations. We improve the sauna experience, to improve your life and to be kinder to the planet.

Our sauna rooms are packed with smart engineering. They are built by genuine high quality wood and are full of ingenious solutions for faster and easier installation, and a beautiful and solid look.

Our solutions for beautiful and comfortable sauna rooms are assembled in several different ways to suit just

your needs and budget. Smart and easy snap together sauna rooms for do-it-your-selves, exclusive and flexible modular units, or entirely custom made sauna rooms for true connoisseur's. Our complete range of panels, interiors, vital parts, matching loose timber and accessories make TylöHelo a true 'one stop shop' for a completely personalized sauna room build.

... we have the perfect sauna room for your home

Building a sauna in your home is not only an investment in real estate, it is an investment in a better version of yourself. Enjoying a regular sauna routine works wonders for your sense of well-being, your ability to relax and your ability to perform.

As the leading sauna room creator, TylöHelo provides better living through analogue and visceral experiences in a digital world. Surround yourself with fresh scents of genuine wood. Rest your eyes on soothing aesthetics and lean back immersed in calming heat.

Regardless of the space at hand, TylöHelo has a perfect solution for your individualized sauna room. The different ranges of sauna rooms are available as modular, ready made or can be customised almost endlessly.

Thanks to our century old knowledge, we realize that a personal sauna room should be nothing but perfection and be a provider of optimal sauna experiences. Therefore we make sure that everything is made to the highest standards of quality and always find solutions for the least amount of maintenance as an important ingredient in the feel-good environment that is a sauna from TylöHelo.

... if individuality is your thing

When you become part of the TylöHelo community, you will realize that a sauna room is not just a wooden box. A sauna from TylöHelo is a highly usable and beneficial investment in your home, and your health. The latter is further enhanced by fitting a sauna room that suits you and your family perfectly.

We provide you with a vast selection of different types of wood for wall panels, benches and accessories. Perhaps you prefer light and bright spruce or maybe you long for the tranquil feel of space made of a darker wood. Do you prefer an intimate and secluded space or one flooded with natural light? Almost every room we offer can be glazed to your specification.

The TylöHelo sauna experience does not end there. You can have your new sauna almost any way you want it.

We provide solutions ranging from a fully customised sauna room, via made-to-measure versions of our smart modular rooms to a carefully thought through prefab sauna which is easy to install, even by yourself as it requires no special tools or skills. Add to that the numerous matching accessories such as sauna buckets, ladles, light fixtures, thermometers, hygrometers, and much more.



YOUR NEW SAUNA ROOM THREE DIFFERENT WAYS

MODULAR

Prefabricated saunas from TylöHelo are bundled with smart solutions for fast and easy assembly. You can build it yourself, customise and adapt to your personal taste. The fast and easy assembly gives you the benefit of being able to use it right away. Build it in a day. No special tools required. Just snap it together and enjoy.

All necessary functionality has been pre-drilled and ducted for safe, fast and easy installation. No short cuts have been taken to create our versatile sauna solutions. A wide range of energy efficient heaters and smart control panels are available for your sauna room. Even if it is a prefab construction, with Tylö heaters you will enjoy the patented IntelliAir circulation system, which will help in creating different temperature zones for different sauna tastes.

It will also contribute to faster warm-up times and better energy efficiency. Enjoy the simplicity of prefabrication. Then accessorise and customise even more with our stylish and usable sauna gear.



READY

Just like our prefab sauna rooms TylöHelo's Impression range of sauna rooms are easily assembled and ready to go in almost no time at all. They are ready-made and you do not have to make any other choices or selections. Just let the style speak to you and choose whichever one suits you, your family, your personality and budget.

The rooms are made according to an existing design and specification available in three different sizes and the walls, doors and glass may be positioned in a number of different configurations. It can even contain a fully functional steam room and shower. Needless to say, TylöHelo ready-made design rooms also benefit from innovative technology, which means that good looks and generous amounts of space still can operate with great energy efficiency.

CUSTOM

However smart and beautifully designed, a standard solution doesn't always satisfy the inner most sauna dreams. Perhaps you have an "impossible" space that you would like to turn into a fully functional sauna? Or that your existing sauna room is looking a little tired. Regardless of your reason, TylöHelo customised sauna solutions will sort you out.

We have a vast selection of both 'loose timber' options and finished designs that allow you to create your ideal space. To put the final touches on your room there is an abundant range of matching accessories to choose from. Our experience and knowledge make us a reliable partner in conceiving your new wellness sanctuary. Our sauna professionals are always ready to help you or your architect in creating your dream sauna room.



From top to bottom:
Modular room 'Harmony'.
Ready solution 'Impression'.
Custom interior 'Classic Slim'.

MODULAR SAUNA ROOM

HARMONY



TylöHelo's modular Harmony sauna room is the solution for those who want a quick and easy route to sauna enjoyment. Your sauna is delivered as prefabricated components that are easy to assemble. It is all set up for installation of electrical systems and the ventilation systems are ready to go. The end result is an attractive and seamlessly constructed sauna where all nails, screws and joints are covered. You can plan and configure your own TylöHelo Harmony sauna room with our easily-to-use online tool or the expertise of your local TylöHelo dealer.

LOTS OF SAUNA FOR YOUR MONEY, CUSTOMISED STANDARD

Buying a sauna from TylöHelo is simple. Our Harmony sauna rooms can easily be customised to suit your individual requirements with regard to size and position. It's up to you to decide what type of wood you want for the walls and interior fittings, as well as how much glass surface you want for your sauna room. Then you add the sauna heater that best suits your needs, and finally a control panel.

The Harmony Range is available in three different categories. Depending on what your personal taste is or in what situation your sauna



room will be used, we offer the same smart solution. All designs are available in any room configuration on offer. You may also choose to design any room in the Harmony range with either vertical or horizontal panelling.

HARMONY PANEL

A perfect sauna solution for residential use, with a choice between spruce, aspen, thermo aspen or hemlock for your panels.

HARMONY SOLID WOOD

An excellent compromise between custom made luxury and cost-efficient construction. Harmony

Solid Wood is also available in a Premium version made with a more solid timber for greater stability, feel and longevity.

HARMONY PROFESSIONAL

This Harmony sauna range is developed specifically for commercial applications and other high traffic areas such as gyms, hotels, health clubs and spas.

MODULAR SAUNA ROOM

PANEL

A perfect sauna solution for residential use. The flat pack delivery and easy assembly helps keeping costs at a minimum. Harmony Panel comes in two versions, Harmony Horizontal and Harmony Vertical, where the panelling is laid horizontally or vertically. They are both available in spruce, aspen, thermo aspen or hemlock, and may be applied to any of the floorplans on offer.

The Harmony Panel walls are constructed using an insulation with characteristics and insulating properties to ensure fast heat up times, excellent heat retention and superior energy saving properties. All designs are available in most of the room layouts on offer.




The combinations are almost endless - wood panelling, finishes, benches, layouts, doors, glass, heaters...

MODULAR SAUNA ROOM

SOLID WOOD


**HARMONY SOLID WOOD**

The Harmony Solid Wood sauna room, available in nordic spruce, offers the most flexible sauna solution in the market. The comprehensive options list includes, among other things, a striking back-lit salt wall which, along with expanses of glass and frameless doors with no threshold, create a modern, aesthetic appearance from every angle. The flexible construction is highly adaptable to fit any bathroom and can even be installed under a pitched roof or in a corner. The solid spruce planks lining the walls and ceiling contribute to a mild, relaxing and even heat. Its different varieties make it a perfect sauna solution when searching for a contemporary match to a modern home.




HARMONY SOLID WOOD PREMIUM

The stylish Harmony Solid Wood Premium interior is combined with glass doors and windows and gives an airy, timeless and handsome design which is available in many layouts. The flexible construction is highly adaptable to fit any bathroom and can even be installed under a pitched roof or in a corner. Add a number of convenient features such as towel and bathrobe racks or LED-type spotlights. The near knot-free solid spruce or fir keeps the sauna climate at an ideal level without any additional insulation.



MODULAR SAUNA ROOM

HARMONY PROFESSIONAL



Just like the rest of the Harmony range the Harmony Professional allows for a wide selection of design layouts. They are ready to assemble straight out of the box and are, of course, specifically developed to withstand the wear and tear of commercial use. An extensive range of heaters make it possible to reach optimal performance with retained energy efficiency. Harmony Professional can even be conveniently controlled from a mobile device by means of our new and smart digital control panels.



MODULAR SAUNA ROOM

PANORAMA



TylöHelo Panorama sauna room is part of our innovative Harmony range of saunas. Use the concept, but personalize and customise according to your own taste. Panorama is a true sauna sanctuary based on stylish and exclusive design cues for modern applications.

Inside the Panorama sauna room you are surrounded by the soothing tranquillity of nature and the pleasant scent of natural wood. The concept is built on juxtaposing traditional solid wood with smart solutions and sleek design, featuring up to four different bench levels and uninterrupted views through floor to ceiling glass.



READY SAUNA ROOM

IMPRESSION



The multi-disciplinary Impression is a sauna and steam solution that easily integrates into existing bathrooms and provides a home spa experience in spite of its compact dimensions. The impression line of saunas is available in three different sizes and the walls, doors and glass may be positioned in a number of different configurations. It can even contain a fully functional steam room and shower.

IMPRESSION TWIN

Impression Twin's versatile construction includes both sauna and steam. Relax in a traditional hot sauna or enjoy the comfort of a rich and enveloping steam bath. End your session with a refreshing shower.

IMPRESSION CORNER

Impression's compact format lends itself well to adapt to small spaces. The Impression Corner's placement of the door further demonstrates the versatility, accessibility and looks of the Impression.



CUSTOMISED SAUNA ROOM

OUT WITH THE OLD IN WITH THE NEW



With our renowned Nordic sensibility influencing our every decision, we at TylöHelo always make sure to provide the market with sauna solutions for every customer's taste and budget. This applies to new construction as well as renovation of an existing sauna room. Enlist the help of our sauna professionals. Our team is standing by to help you, or your architect, create your dream sauna. For the avid 'do-it-yourselfer' we offer flat pack prefab sauna rooms, or a full range of loose items if your thing is custom building your own solution. At TylöHelo you will find all the necessary components, starting with wall paneling, heaters, control panels and light fixtures, down to the smallest details such as thermometers, ladles and buckets... the list goes on.

Your custom sauna in 5 steps

1

Create the framework

Pick your favourite kind of wood panelling for the sauna walls. We offer a selection of woods to make up the backdrop for your new sauna.

2

Create your ambience

The available interior furnishings for your sauna consist of a number of high quality and durable genuine wood products all conceived to provide support, comfort and a tranquil sauna environment.

3

Connect the outside to the inside

The modular construction allows for great individual variation when it comes to your preferences regarding doors and glazing. Open or closed sauna environment, you decide.

4

Heat it and control it

We offer a large range of different heaters to go with your sauna. Consult our online guide to find the best solution.

5

Accessorise it

What would your home be without some personalization to reflect your personality? We offer a wide range of usable and convenient accessories for your new sauna.

Now turn the page and put together your dream sauna >

1

Find the right panels for your sauna

TylöHelo's sauna panels come in a variety of different designs. They are all made of grade A wood and match the TylöHelo interior designs perfectly.



SOLID SAUNA WOOD PANELS

Enjoy the benefits of a highly customizable sauna experience. With our selection of different high-quality wood panels for your new sauna interior or exterior you will be able to match the rest of your space and personal taste. There are a number of different designs and widths available, as well as a comprehensive selection of woods to choose from, and our craftsmen assemble each part with skilled precision, in order to always ensure top quality. For complete information, please contact your local TylöHelo dealer.

VENEER SAUNA PANELS

Wood veneer panels for sauna rooms are available in several different colour variations. The stylish and durable Taika range of panels are available in three different forms; horizontal, brick and square and can be had in a number of wood finishes. For strict custom-made sauna rooms, we can offer an additional 60 designs of veneer board panels to choose from.

For detailed information on Taika and custom veneer sauna room panels, please contact your TylöHelo dealer.



SPRUCE



WESTERN
RED CEDAR



ALDER



ASPEN



THERMO
ASPEN



AMERICAN
TULIP

Taika panelling



BLACK



WHITE



GREY



SANDED

Taika panels are available in three different forms; horizontal, brick and square and can be had in a number of wood finishes.

2

Select styling for your interior

TylöHelo interior furnishings are available in a number of different designs and are made to match the style of TylöHelo sauna rooms. Whether a DIY project or professional build, your sauna room can almost be designed to custom standards by choosing from several types of woods, different shapes, colours and designs.

**CLASSIC**


The Classic range of solid aspen or alderwood sauna interior is available in pre-cut measurements or may be cut to individual preferences. The range includes benches and back rests with available skirting and siding for a complete and finished look.

**CLASSIC WIDE**

The Classic Wide range of solid aspen or alderwood sauna interior is available in pre-cut measurements or may be cut to individual preferences. The range includes benches and back rests with available skirting and siding for a complete and finished look.

**CLASSIC SLIM**

Classic Slim sauna interiors in aspen or alderwood are available in pre-cut measurements but may be cut to individual requirements for custom builds. The range includes benches and back rests with available skirting and siding for a complete and finished look.

**PANORAMA INTERIOR**

The Panorama range of sauna benches are made of aspen and thermo alder and are available in pre-cut measurements, or can be cut to fit any individual preference. The overlapping design includes benches and back rests with available skirting and siding for a complete and finished look.

3

Choose your sauna door and glazed sections

Our top quality doors are specially manufactured to withstand the considerable temperature differences between the outside and inside of the sauna without warping or becoming deformed. All doors are made from tempered safety glass and come with a magnetic strip that makes for soft closing and a tight fit.

Sauna doors



1



2

1 - DGL

With the DGL door, you may choose from clear, frosted or bronze tinted glass. It has a simplistic handle which adds to the luxurious look. The three hinges add strength and durability. Choose from 12 different sizes.

2 - DGB

The DGB door provides excellent value for money. Choose from clear, frosted or bronze tinted glass. It comes with an ergonomic handle made of aspen. Choose from 15 different sizes.

3 - ALU LINE

The Alu Line sauna door from TylöHelo is a top of the line product. The door blade is surrounded by a stainless steel moulding to match the elegant door handle. Alu Line is available in clear or bronze tinted glass and can be ordered as left or right handed door.



3



4

4 - DGB/DGL WITH FOUR HINGES

Both DGB and DGL doors are available with four sturdy hinges, providing a very stable structure. The doors have no threshold and also allow disabled access thanks to their generous width.

Glazed sections



1



2

Opening up your sauna with a glazed section lets in more light, increases the feeling of space and enhances the sense of well-being.

1 - GLAZED SECTION 9

Clear and tinted tempered 6 mm safety glass in a wood frame. Type high/ventilated is supplied with a heater plate and has vent holes in the glass.

2 - GLAZED SECTION 6

Clear and tinted tempered 6 mm safety glass in a wood frame. Ventilation holes and mounting plate for fixing the heater to a wall.

Glass fronts and corners



Create a stylish and airy sauna with glass sections. All sauna modules are compatible and interchangeable with glass fronts or corner sections and doors. TylöHelo glass sections are made of tempered safety glass.

4

Determine heater and control panel needs

Ensure optimal performance and efficiency by choosing the right sauna heater. We offer a wide variety of heaters to go with your sauna. Go to our website to see our comprehensive range of heaters and control panels.

SAUNA HEATERS



CONTROL PANELS

Check out our comprehensive heater catalogues or tylohelo.com for more in-depth information



5

Choose optional extras and accessories

Personalize your new TyloHelo sauna further by selecting stylish and practical accessories. They are all designed to add comfort, style and convenience to your sauna bathing experience.



For the full product range visit tylohelo.com



INTERVIEW

CUSTOM SAUNA SOLUTIONS

Peter Mitchell is Spa and Wellness Designer at TylöHelo. He is the man who's mission is to transform what is considered the standard, and often bland, formula for UK saunas.

Fuelled by increased customer awareness, TylöHelo and Peter have found inspiration in the beautiful facilities regularly found in Germany, Switzerland and Austria, and converted that style and function for domestic use.

PETER, WHAT IS THE ESSENCE OF A TYLÖHELO SAUNA?

We try to invoke the "form and function" approach to design. For example we like to install a stone or tiled wall around a sauna heater which is an attractive feature but also protects the sauna walls in the hottest areas, increasing the life of the sauna.

In our UK commercial division no sauna we produce is alike. The saunas will vary in size and shape from project to project. This individual approach appeals to clients who want their facility to have its own identity. We are not encumbered by standard products which we have to design around, we can create a design which fills the available space in the most effective way.

WHAT ARE SOME COMMON CHALLENGES FACED IN A SAUNA BUILD?

The challenge we have to tackle with the custom designed sauna or steam is primarily to make the time within the heat experience as enjoyable as possible for the bather. If this is not correct the room may look beautiful in photographs but will fail to deliver a memorable experience. All benefits need to be provided safely and economically.



STEAM ROOMS

Enjoy the soothing and invigorating properties of a steam bath. The warm and enveloping mist, serenity and solitude is a perfect way to relax and let a stressful day dissipate. New technology and smart control units allow you to optimize the steam bath settings to suit your specific preferences. Just step in, close the door to the outside and let the rich billowing steam embrace you.

TylöHelo can provide you with complete steam solutions ranging from convenient prefab rooms and steam shower columns to completely custom made rooms, specifically designed for your home or commercial space.

FEEL YOUNGER

Transform your skin with regular steam baths. Enveloped in steam, the surrounding heat will start your pores to open and perspire and improve circulation. It gives your complexion a rejuvenating deep cleanse and also stimulates collagen reproduction.

INCREASE YOUR CLARITY

Reduce your stress levels through regular steam bathing sessions. It will help you to relax and increase your ability to focus. Create a true spa like feeling by adding a few drops of your favourite scent to the water.

STEAM ROOM

PANACEA



The Panacea steam bath soothes both body and soul. The hot steam envelops the body, releasing tension and easing muscle aches, while a variety of light and sound settings provide relaxing additions to the mind.

Panacea is available in 6 different standard sizes and comes with a dramatic back-lit wall. Choose between various glass tints and opaque options.



STEAM ROOM

ELYSEE



TylöHelo Elysée is the perfect complement to public bathing facilities in hotels, spas and corporate hospitality suites. Or why not a luxurious addition to your home? The organic shapes of the Elysée steam room interiors will certainly help you relax in the best possible way.

STEAM ROOM

IMPRESSION



The Impression Twin is a modular prefabricated construction which, in spite of a small footprint, contains a fully functional steam room as well as a traditional sauna. It even contains a shower to cool you off after a steam bath or sauna. The impression line of steam rooms is available in three different sizes and a wide range of renditions. The walls, doors and glass may be positioned in a number of different configurations, making it easy to find a suitable solution for your space.



STEAM COLUMN TX



Integrate a full wellness experience in an existing bathroom, whether at home or in a hotel room by installing a powerful steam column. The Steam Column TX is a perfectly flexible steam solution that will enhance any shower niche with a minimum of work and modifications. ►

STEAM COLUMN TX

Convert a niche into a steam room

STEAM COLUMN TX202/G

TylöHelo's steam column tx202/G is a truly flexible solution developed especially to convert a niche into a steam room. The actual steam column can easily be combined with suitable glass sections and a steam door to achieve a fully bespoke solution. The steam column is easily operated with the control panel from the h-series on the outside and is fitted on the inside with a steam head and hand-held shower. The steam column is also available as a pure steam column with no shower, called tx202/G.

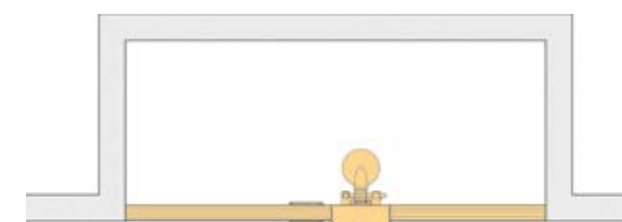
STEAM COLUMN TX202/W

The tx202/W is a wall-mounted steam column that offers both steam and shower options. The steam column makes it possible to convert a niche into a complete steam room with glass sections and steam doors. The column includes both a hand-held and a main sprinkler head, as well as a steam head. The main sprinkler head can be attached vertically, from 2180 mm to 1960 mm, as well as horizontally. The minimum installation size is 2140 mm. The column is also equipped with storage shelves and TylöHelo's new h1 touch-control operating panel.




TylöHelo's glass sections and steam doors (see opposite page) enable a tightly-sealed structure together with our steam columns and can easily create a niche for a complete steam room. Add Corian stools or benches to complete the room. Sit back and allow rich and soothing steam envelope you.

For more information, please contact your local TylöHelo dealer or TylöHelo.com.



INTERVIEW WITH ANTHONY WATKINS, SALES DIRECTOR AT TYLÖHELO

CUSTOM STEAM SOLUTIONS



Anthony, how long have you been working with custom steam solutions?

I personally have been working in the industry for 43 years, selling steam solutions since 1976. In the last ten years there has been a substantial growth in bespoke sauna and steam projects, which has moved TylöHelo into becoming increasingly more involved in product development.

What gives TylöHelo 'the edge' over other companies when creating custom solutions?

With 27 years on the market, a huge portfolio of successful installations in both domestic and commercial applications, our range of unique and innovative steam generators manufactured in our own factories, together with the TylöHelo five-year warranty, all promote solid customer confidence.

Who are your typical clients? Why do you think that is?

Most of our installations now are part of new build or refurbishment projects for direct clients, or via their chosen contractor, making it vital for us to develop, maintain and nurture relationships with the architects, designers, builders and M and E services who are all part of the process.

What are the main challenges in a steam build?

Understanding the precise requirements for the products; both in terms of performance and design. It is vital to ensure there is coordination between the different parties in the contract; architect/designer, contractor and, of course, the end user's expectations.

What are the some of the most unexpected spaces with which you've worked?


There are many but there are a couple that do stand out.

Firstly...

TylöHelo was asked by two professional artists to create a bespoke infrared room, which could also be occasionally used as a traditional sauna. The house was a listed London building originally designed by a famous architect for his own use. The limited space was a redundant area, off a hall, restricted by a bulkhead in the rear. The request was to create a smooth, flowing appearance with "zigzag" side panels and subtle lighting. In close consultation with the client and contractor, a specification was agreed using concealed infrared foils, Canadian hemlock panels and bespoke built Abachi benching. Shadow gap lighting was included and Sauna Tonttu heater neatly integrated into one of the "V" sections. A bespoke glass front opened up the compact room to showcase the unique design.

And secondly...

TylöHelo was recommended by a designer to create a small leisure centre in the basement of a historic country house owned by a well-known rock star and artist. The space was confined and of irregular shape. The brief was to squeeze in a small sauna, steam room, cloakroom, a large copper bath and massage table. The client wanted the entire area to be tiled in mosaic with a "splashed paint" design. TylöHelo undertook to line out the entire area including a winding stairwell, covering all contours and undulations in tile backer to enable tiling by Bisazza specialists, a bespoke-build "dark/light" sauna with a glazed panel adjoining the steam room. We also created glass fasciae to follow the arched roof of the cellar and design bespoke lighting. The result was a one-off, compact leisure facility, which looked simply stunning.



MAKE YOUR STEAM EXPERIENCE COMPLETE

Your TylöHelo steam room is not a steam room without our efficient steam generators. Smart versions for both home and commercial use are available. Both are made with sensible technology for mindful use of water and electricity.

The steam delivery happens quickly and quietly through specifically developed steam nozzles. Have your steam room always ready to go at a moments notice through the convenience of stand-by mode.

For extra dimensions of luxury, convenience and comfort we can furnish a variety of add-ons to your steam generator, such as automated cleaning kit, de-scaling equipment and fragrance pumps, to name but a few.

For detailed information on TylöHelo steam generators and optional equipment, please consult our Sauna Heaters & Steam Generator catalogue.



It's all about water

IT'S NOT JUST STEAM

Our new steam generators set a new industry standard with their innovative solutions based on decades of experience.

WE MAKE SURE EVERYTHING OPERATES SMOOTHLY

To ensure proper steam generation, it is important to analyse the water in your area. The quality of the water has a major bearing on both the function and service life of your steam generator.

Contact your local TylöHelo dealer to determine the water quality before ordering your steam generator system. Sometimes your local water company may be able to provide the information you need.



ACCESSORIES ON THESE PAGES

Other page:
Tylö Commercial Steam generator
Helo Steam Pro generator
Helo Premium control panel
Tylö Elite control panel
Tylö fragrance pump
Tylö Bahia steam outlet
Tylö steam outlet

This page:
Water softener Premier compact
Auto-clean kit

For the full product range visit tylohelo.com



INFRARED ROOMS

Experience the deep-penetrating heat that infrared panels can provide. The infrared waves reach deeper into your tissues, relieving aching muscles of pain and stiffness. With record breaking heat-up time, your infrared room is energy efficient and ready-to-go at the wink of an eye.

THE COMFORT OF INFRARED HEAT

The infrared heat itself is generated by TylöHelo's heating panels available in a number of sizes and designs. Due to the huge surface area of these heating panels the heat is evenly distributed, providing a comfortable surface temperature to the bathers. These heating panels contain well-proven techniques, which provide both reliability and safety. For extra comfort, bench and under floor heating panels are available for that extra dimension of personal luxury and indulgence.

MATCH WITH YOUR HOME AND STYLE

Our infrared rooms are available as complete modular rooms or as complete custom solutions. The rooms are designed to fit modern environments with their clean crisp lines and abundance of glass, so that you can improve your wellness in a beautiful surrounding.

FLEXIBLE INFRARED CUSTOM SOLUTIONS

TylöHelo can create almost any style of infrared solution to cater to your very own personal style, space or budget. With us, you have a vast selection of materials, options and accessories to fully experience the benefits of infrared heat.

With our several different infrared room layouts and solutions, find one that best suits your space. Or create your own custom infrared solution using the extensive TylöHelo range of parts.



SUN S SAIN
1-person. 913 x 913 x 1940 (mm) (WxDxH)



SUN S COTTAGE
2-person. 1213 x 1013 x 1940 (mm) (WxDxH)



SUN S PAVILLON
3-person. 1620 x 1075 x 1940 (mm) (WxDxH)



SUN S BELLEVUE
3-person. 1812 x 1075 x 1940 (mm) (WxDxH)

HEALTH BENEFITS

The heat of infrared panels improves circulation, expels dirt & chemicals and removes dead cells on the surface of the skin. This makes it ideal for detoxification and may even boost your immune system. It increases blood circulation and strengthens your cardiovascular system. It gets your heart beating faster, which helps burning calories as it raises your metabolism a little.

BETTER FOR EVERYONE

Sun infrared rooms heat up quickly and efficiently with a simple tap of the touchscreen control. A Sun infrared room also heats up near-instantly to your set comfort level using up to 20% less energy than other systems. The safest and most comfortable infrared heat available for an infrared room is therefore also the most energy efficient – and that's better for everyone.

FULL-BODY HEAT

The exclusive EvenHeat™ system emits waves of infrared heat from its large heating panels to evenly warm your entire body. EvenHeat™ ensures that there are no “cold spots” due to non-uniform distribution of heat. Just plug it in and you're ready to relax and detox in the comfort of your own home.

MUSIC TO YOUR EARS

Every Sun infrared room includes a touch-screen operated sound system so that you can listen to your favourite music. The discreet speakers enhance the minimalist finish of the interior, and your well-being, as you have your daily infrared session.

EASY ON THE EYES

Sun infrared rooms include tri-modal lighting systems, with soft valance lighting, ceiling reading lights and colour light therapy. This allows you to relax in the soft and diffused valance lighting, use colour to create an energising ambiance, or simply enjoy your favourite magazine or book without straining your eyes.

LOWEST EMR AND EF RADIATION

Our Sun infrared room panels keep exposure to EMR and EF radiation levels at a minimum. In fact we are industry leaders, thanks to our patent-pending technology. This means that our Sun infrared rooms produce lower levels of EMR and EF than sanctioned by Sweden's radiation standards, which are the most stringent in the world.



SUN S RESIDENCE
4-person. 1829 x 1422 x 1940 (mm) (WxDxH)



SUN S CHATEAU
3-person. 1300 x 1300 x 1940 (mm) (WxDxH)



SUN S PALACE
4-person. 1524 x 1524 x 1940 (mm) (WxDxH)

COMBINE YOUR SAUNA ROOM WITH EXTRA IR PANELS

Complement your sauna experience with infrared panels. The health benefits of infrared panels will complement your traditional sauna and give you more options.

You can choose to take a traditional sauna bath, or enjoy the beneficial warmth of infrared panels, or use both at the same time.

You can enjoy this new experience in the privacy of your own sauna whenever you feel like it. Burn calories, recover after physical exercise, relieve pain and tired muscles or just enjoy a different kind of warmth. The 900W heat source is covered by wood and fabric with the panels installed vertically. In new saunas, the heaters are installed straight into the walls but infrared heaters can be retrofitted as well.



Our IR panel

The black IR panels are covered in a thin fabric to provide a comfortable touch. The different formats of the panels are all mounted vertically and match the surrounding sauna interior perfectly.



ACCESSORIES FOR SAUNA & STEAM

Complete or compliment your TylöHelo sauna experience with our line of accessories. They are all made to our exacting standards and match your TylöHelo sauna and steam room perfectly. Choose from items for ergonomics, comfort and functionality. For the full product range visit tylohelo.com.



