



## Y series

Optimize your customers' spa experience



with Gecko's in.yt and in.ye control systems

### Universal fit

With their relays and their small footprint, Y series platforms were designed to fit in and to easily be installed, powered and connected to pumps and accessories of spas of all sizes and configurations, from simple entry level hot tubs to complex swim spa systems, Y series control systems meet all requirements.

### Immediate boost

Y series boasts impressive features and the most advanced technology in convivial, reliable, safe and long lasting control systems that benefit all spa users.

Designed to deliver optimal performance and to provide total control at the users' fingertips, Y series gives spa owners the immediate satisfaction of getting a lot more than what they expected from their spas.



### Future expandability

Y series control systems open up on value-added features that increase the quality of users' spa experience with plug and play addition of accessories and peripherals such as wireless control for mobile devices, water sanitation, audio streaming, auxiliary keypads and much more.



y series

total flexibility, total compatibility, total satisfaction



y series specs

Environmental:

- Operating temperature: 32°F (0°C) to 136°F (58°C)
- Storage temperature: -13°F (-25°C) to 185°F (85°C)
- Humidity: up to 85% RH, non condensing
- IPx5 level of waterproofing

Mechanical:  
in.ye

- Dimensions (W x H x D): 19.60" x 10.75" x 4.98" (497 mm x 273 mm x 126 mm)
- Weight: up to 9.7 lb (4.4 kg)

in.yt

- Dimensions (W x H x D): 19.60" x 14.5" x 5.1" (497 mm x 368 mm x 130 mm)
- Weight: up to 12 lb (5.45 kg)

UL/CSA Standards:

- UL 1563 Sixth Ed. (2012)
- UL File: E182156
- CAN/CSA C22.2 No. 218.1-13 (2013)

European and international standards:

- IEC 60335-1 : 2010
- IEC 60335-2-60 : 2002, A1 : 2004, A2 : 2008
- EN 60335-2-60 : 2003, A1 : 2005, A2 : 2008, A11 : 2011, A12 : 2010
- EN 60335-1 : 2012
- EN 62233 : 2008
- EN55014-1
- EN55014-2
- EN61000-3-2
- EN61000-3-3

in.ye & in.yt North American electrical specifications

Input rating:

- 120/240 V nominal (+5/-10%)
  - 60 Hz (2 lines required with neutral) 48 A Max
- or (in.ye-3 only):
- 120 V nominal only (+5/-10%)
  - 60 Hz (single line with neutral) 16 A Max.

Heat.wav rating:

- Voltage: 120 or 240 V, 60 Hz
- Wattage: 5,5 kW at 240 V, 4 kW at 240 V or 1 kW at 120 V
- Flow rate: Minimum of 18 GPM (68,1 LPM) is required


| Output       | Voltage      | Maximum current         | Typical Device    | ye-3*1 | ye-5 | yt-7 | yt-8 | yt-12 |
|--------------|--------------|-------------------------|-------------------|--------|------|------|------|-------|
| Output 1     | 120 or 240 V | 15 FLA/60 LRA (in-rush) | Pump 2 high speed |        | ●    | ●    | ●    | ●     |
| Output 2     | 120 or 240 V | 15 FLA/60 LRA (in-rush) | Pump 1 high speed | ●      | ●    | ●    | ●    | ●     |
| Output 3     | 120 or 240 V | 15 FLA/60 LRA (in-rush) | Pump 2 low speed  |        | ●    | ●    | ●    | ●     |
| Output 4     | 120 or 240 V | 15 FLA/60 LRA (in-rush) | Ozonator          | ●      | ●    | ●    | ●    | ●     |
| Output 5     | 120 or 240 V | 15 FLA/60 LRA (in-rush) | Pump 1 low speed  | ●      | ●    | ●    | ●    | ●     |
| Output 6     | 120 or 240 V | 15 FLA/60 LRA (in-rush) | Pump 3 low speed  |        |      | ●    | ●*2  | ●     |
| Output 7     | 120 or 240 V | 15 FLA/60 LRA (in-rush) | Circulation pump  |        |      |      | ●    | ●     |
| Output 8     | 120 or 240 V | 15 FLA/60 LRA (in-rush) | Pump 3 high speed |        |      | ●    | ●    | ●     |
| Output 9     | 120 or 240 V | 20 FLA/80 LRA (in-rush) | Pump 4 high speed |        |      |      | ●*3  | ●     |
| Output 10    | 120 or 240 V | 15 FLA/60 LRA (in-rush) | Pump 4 low speed  |        |      |      | ●*4  | ●     |
| Output 11    | 120 or 240 V | 15 FLA/60 LRA (in-rush) | Blower            |        |      |      |      | ●     |
| Output 12    | 120 or 240 V | 15 FLA/60 LRA (in-rush) | Pump 5            |        |      |      |      | ●     |
| Direct out 1 | 120 or 240 V | 5 A                     | Audio/video       |        | ●    | ●    | ●    | ●     |
| Direct out 2 | 120 or 240 V | 5 A                     | Audio/video       |        |      | ●    | ●    | ●     |

Important:


The maximum current for output 2 on fuse F1 may not exceed 20 A.  
The maximum current for outputs 4, 5 and Direct 1 on fuse F2 may not exceed 15 A.  
The maximum current for outputs 1 and 3 on fuse F3 may not exceed 20 A.  
The maximum current for outputs 6 to 8 and Direct 2 on fuse F21 may not exceed 15 A.  
The maximum current for outputs 11 and 12 on fuse F22 may not exceed 15 A.  
The maximum current for outputs 9 and 10 on fuse F23 may not exceed 20 A.  
The total maximum current for the fuses F22 and F23 may not exceed 30 A.

- \*1 This model can be converted to a dedicated 120 V model.  
\*2 The typical accessory for the output 6 on a in.yt-8 is a pump 3 high speed.  
\*3 It's possible to configure the output 9 as a secondary heater on the in.yt-8.  
\*4 The output 10 of the in.yt-8 is limited to 1A. This output is normally used with low current accessories.

in.yt dimensions



in.ye dimensions



Wide selection of keypads  
(auto-detected by the system upon connection)



in.k600 static main keypad  
LCD display, 11 keys



K-4 main keypad  
LCD display, 8 keys



in.k200 main keypad  
LED display, 4 keys



in.k300 main keypad  
LCD display, 4 keys



K-8 main keypad  
LCD display, 8 keys



K-35 main keypad  
LED display, 6 keys



K-19 main keypad  
LED display, 4 keys



in.k450 main keypad  
LCD display, 7 keys



in.k500 main keypad  
color LCD display, 7 keys



in.k800 main keypad  
color LCD display, 10 keys



in.k1000 main keypad  
color LCD capacitive  
touchscreen display



in.k1001 main keypad  
color LCD capacitive  
touchscreen display

in.ye & in.yt European electrical specifications

Input rating:

- 230/240 V nominal (+5/-10%)
- 50 Hz, (3 lines required with neutral), three-phased system 16 A Max per phase.

or

- 230/240 V nominal (+5/-10 %)
- 50 Hz, (2 lines required with neutral), dual-phase system 20 A Max per phase.

or

- 230/240 V nominal (+5/-10 %)
- 50 Hz, (1 line required with neutral), single-phase system 48 A max.

Heat.wav rating:

- Voltage: 230/240 V, 50 Hz
- Wattage: 3,8 kW at 230 V or 2,8 kW at 230 V
- Flow rate: Minimum of 18 GPM (68,1 LPM) is required

| Output       | Voltage   | Maximum current         | Typical Device    | ye-3 | ye-5 | yt-7 | yt-8 | yt-12 |
|--------------|-----------|-------------------------|-------------------|------|------|------|------|-------|
| Output 1     | 230/240 V | 15 FLA/60 LRA (in-rush) | Pump 2 high speed |      | ●    | ●    | ●    | ●     |
| Output 2     | 230/240 V | 15 FLA/60 LRA (in-rush) | Ozonator          | ●    | ●    | ●    | ●    | ●     |
| Output 3     | 230/240 V | 15 FLA/60 LRA (in-rush) | Pump 2 low speed  |      | ●    | ●    | ●    | ●     |
| Output 4     | 230/240 V | 15 FLA/60 LRA (in-rush) | Pump 1 high speed | ●    | ●    | ●    | ●    | ●     |
| Output 5     | 230/240 V | 15 FLA/60 LRA (in-rush) | Pump 1 low speed  | ●    | ●    | ●    | ●    | ●     |
| Output 6     | 230/240 V | 15 FLA/60 LRA (in-rush) | Pump 3 low speed  |      |      | ●    | ●*1  | ●     |
| Output 7     | 230/240 V | 15 FLA/60 LRA (in-rush) | Circulation pump  |      |      |      | ●    | ●     |
| Output 8     | 230/240 V | 15 FLA/60 LRA (in-rush) | Pump 3 high speed |      |      | ●    | ●    | ●     |
| Output 9     | 230/240 V | 20 FLA/80 LRA (in-rush) | Pump 4 high speed |      |      |      | ●*2  | ●     |
| Output 10    | 230/240 V | 15 FLA/60 LRA (in-rush) | Pump 4 low speed  |      |      |      | ●*3  | ●     |
| Output 11    | 230/240 V | 15 FLA/60 LRA (in-rush) | Blower            |      |      |      |      | ●     |
| Output 12    | 230/240 V | 15 FLA/60 LRA (in-rush) | Pump 5            |      |      |      |      | ●     |
| Direct out 1 | 230/240 V | 5 A                     | Audio/video       |      | ●    | ●    | ●    | ●     |
| Direct out 2 | 230/240 V | 5 A                     | Audio/video       |      |      | ●    | ●    | ●     |

Important:

The maximum current for output 2 and heater output on fuse F1 may not exceed 20A.  
The maximum current for outputs 4, 5 and direct 1 on fuse F2 may not exceed 20A.  
The maximum current for outputs 1 and 3 on fuse F3 may not exceed 20A.  
The maximum current for outputs 6 to 8 and direct 2 on fuse F21 may not exceed 20A.  
The maximum current for outputs 11 and 12 on fuse F22 may not exceed 20A.  
The maximum current for outputs 9 and 10 on fuse F23 may not exceed 20A.  
The total maximum current for the fuses F22 and F23 may not exceed 30 A.

- \*1 The typical accessory for the output 6 on a in.yt-8 is a pump 3 high speed.  
\*2 It's possible to configure the output 9 as a secondary heater on the in.yt-8.  
\*3 The output 10 of the in.yt-8 is limited to 1A. This output is normally used with low current accessories.

